



AUSTRALIAN
FLYBALL
ASSOCIATION

2014 MEMBER SURVEY

REPORT

DECEMBER, 2014

Introduction

In September this year the committee agreed to undertake the first survey of its members ever conducted. With input from the entire committee this survey was then developed for approval before invitations were sent out to all full members of the AFA.

In Total 505 members were invited to undertake the survey. The AFA received 293 completed responses which was a great response rate of 60%

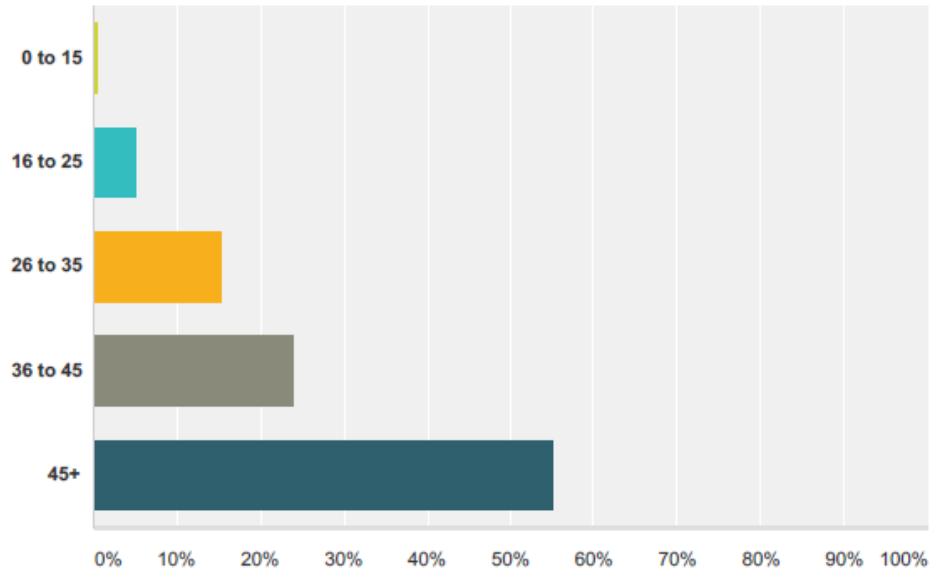
This report provides some interesting information on the demographics of our association and is a summary of some of the responses to questions in the survey. The committee is working on a more detailed analysis of the many comments and feedback provided and will report back on these in the near future.

Thank You,

THE AFA COMMITTEE

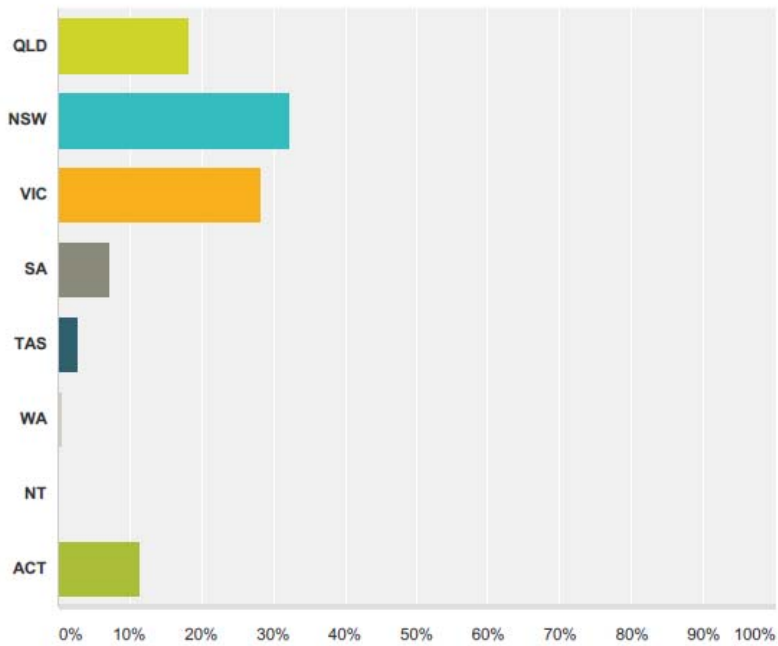
Q1 What is your age?

Answered: 292 Skipped: 5



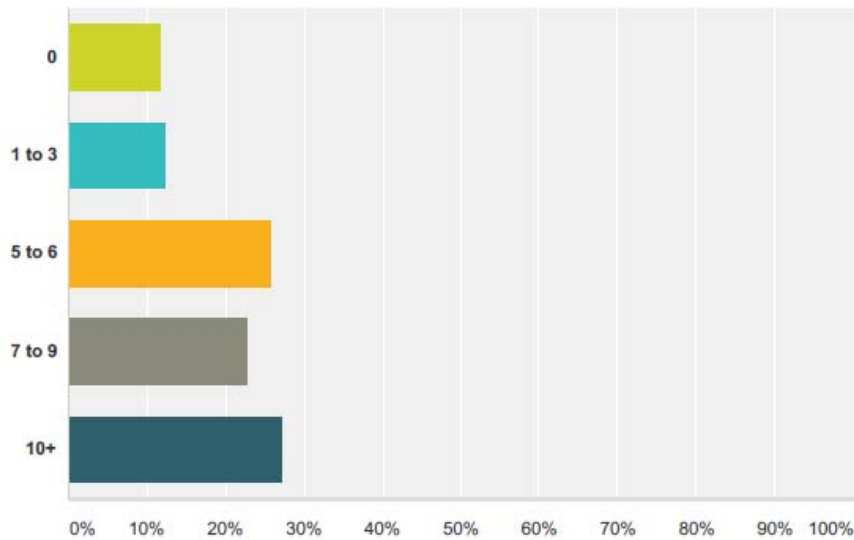
Q2 Which state or territory are you based in?

Answered: 292 Skipped: 5



Q4 How many competitions do you enter a year?

Answered: 290 Skipped: 7



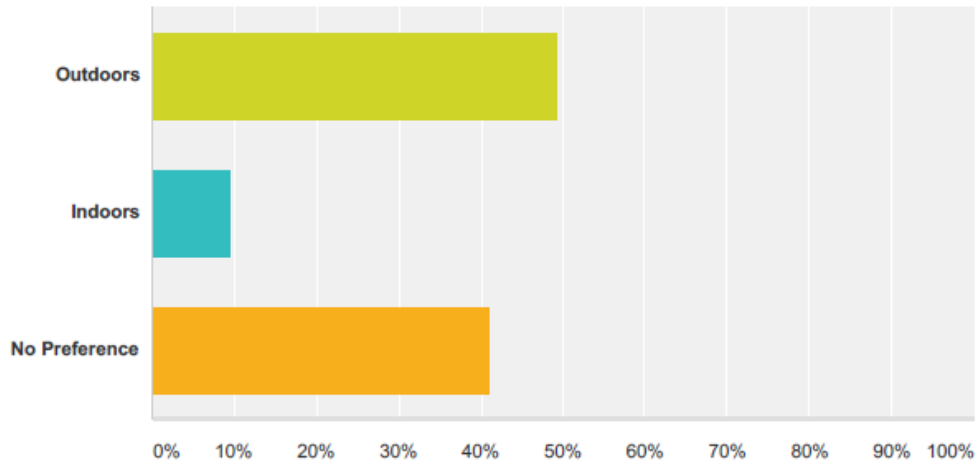
Q9 Evaluate the following statements.

Answered: 284 Skipped: 13

	Strongly Disagree	Disagree	Neither Disagree Nor Agree	Agree	Strongly Agree	Total
I am satisfied with the job the AFA committee does now.	1.41% 4	2.11% 6	25.35% 72	58.80% 167	12.32% 35	284
I feel that the AFA committee is approachable and responsive to its members concerns.	2.84% 8	4.96% 14	32.62% 92	45.39% 128	14.18% 40	282

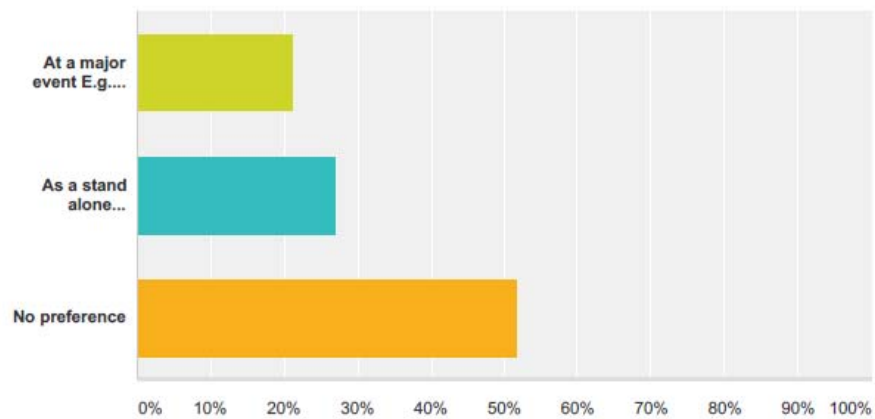
Q11 Where would you prefer to play flyball?

Answered: 284 Skipped: 13



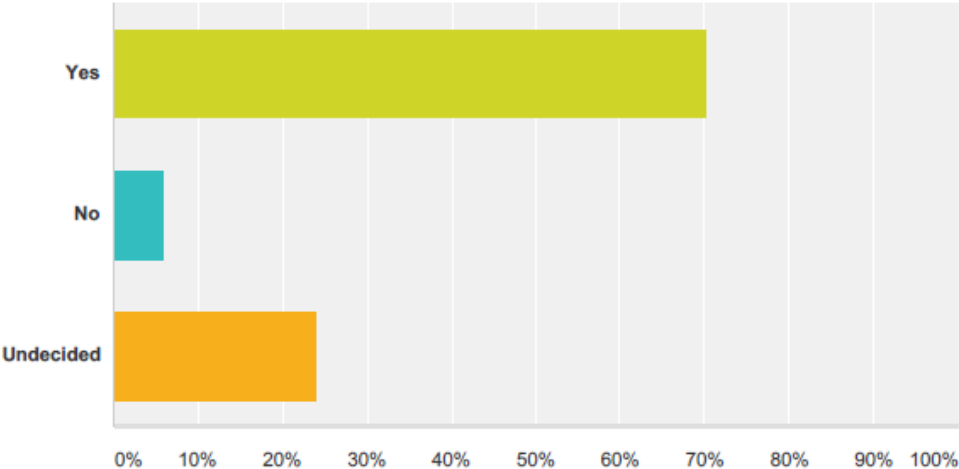
Q12 Do you have a preference on where the AFA National Championships are held?

Answered: 282 Skipped: 15



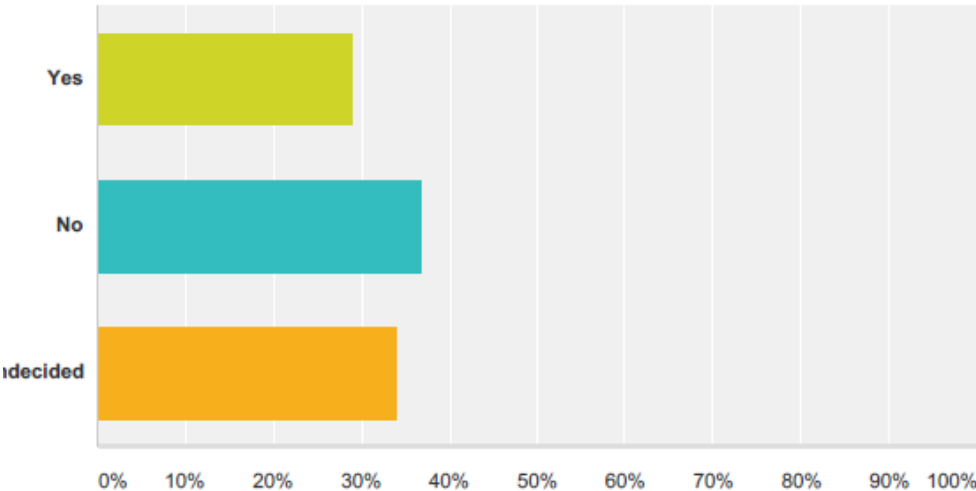
Q13 Do you think the current rules are fair and equitable?

Answered: 278 Skipped: 19



Q15 Are you satisfied by the current level of promotion of the sport by the AFA?

Answered: 276 Skipped: 21



Q18 How did you find out about flyball?

Answered: 256 Skipped: 41

